

Chapter 5. Talking Toys



0332CH05



Let us read

It was a holiday. The local market was full of people. The toy shop opened at 9 a.m. There were many toys like wooden toys, soft toys, board games, bats and



balls and many others. All the toys in the toy shop were waiting to see who would buy them.



“Look there,” shouted the toy kitten. They saw two girls coming towards the shop.

But they passed by just looking at the toys through the windows.



“Oh, no!” exclaimed all the toys at once.

After some time, a girl and a little boy stopped at the door of the toy shop. Their father stopped too.


The girl pointed at the board games displayed in the shop. Finally, she chose the game ‘Snakes and Ladders’.





“Ohhhh”, sighed the toys together.

Next, they saw a woman and her son coming in. There was excitement in the shop among the toys.



A talking doll said, “It would be so nice if they pick me up.”

“I would be happy if they chose me,” thought the toy elephant.

“Namaste! How may I help you?” asked the toy shopkeeper.


“Namaste! I want to buy a toy for my son,” said the woman looking at the toys in the racks.

“Aayi! I want that Vande Bharat train,” said the little boy pointing to the toy train.

What do you call your mother?



Aayi bought the Vande Bharat toy train. The little boy was happy.



Then two girls came in.

The toys looked at them eagerly.



“Zoooooooooooooooooom! Friends! I think they would like to fly me,” said the aeroplane confidently.

“Trin ... Trin ...! I think they may like to play with me,” thought the toy phone.



One girl bought marbles and the other bought the toy aeroplane.

After a while, a group of children came into the toy shop.



“Wow! I like this toy elephant,” said the girl with long hair.

“I will take this spinning top,” said the boy with the red cap.

“I like these cute dancing dolls,” said the boy in the blue shirt.

The children bought the toys. They left the shop cheerfully.



New words

displayed excitement eagerly


Picture Glossary



Doll



Chennapatna Toys



Vande Bharat Train



Kondapalli dancing dolls

Soft toy elephant



Note to the teacher

Show children the *e-Jaadui Pitara* developed by the NCERT.



A. Answer the following.

1. Name the toys in the toy shop.

_____	_____
_____	_____
_____	_____



2. What toy did the little boy request his mother to buy him?

B. Think and answer.

1. Talk in pairs. How do you feel when someone buys or gives a toy to you?
2. Have you seen the 'Jaadui Pitara'?



A. Read these words.

happy boy pretty doll blue frock red cap

The words boy, doll, frock and cap are **naming words**.

The word happy tells us **more about the naming word** 'boy'.

The words red, talking and blue tell us more about the naming words beside them.




**Add a word from the help box to the given naming words.
You may use the same word more than once. One has
been done for you.**

Help Box

brown, clean, cold, white, cotton, large

yellow mango

_____ food
_____ kurta
_____ water
_____ paper
_____ tree



Now try writing more such words.

B. Look at these words.

toy

toys

boy

boys

**You have learnt that we add 's' for more than one
thing. These are called plural words.**

Write the plural of the given word by adding 's'.

cat _____

cup _____

doll _____

shop _____

train _____




For some words we add -es to make a plural word.

Write the plural of the given word by adding 'es'.


box	boxes
class	_____
bus	_____
pouch	_____
brush	_____
mango	_____



- A. Listen to your teacher. Your teacher will recite a poem about a top. Then, you repeat along with your teacher.**



Red and green,
Yellow and brown,
My top goes round and round.
I play with it every day
Seeing it go round and round,
Along with it, I jump around.



B. Look at the box given. Circle the names of colours used in the poem.

red	pink	green	blue
yellow	white	brown	purple



A. Look at the pictures.

These pictures tell us how a mother bird made a kite for her baby bird.



Use the following clues to complete the given sentences.

little chick – kite – onion peel – thread from spider web –
gum from a tree – leaf blade from the palm tree

Making a Kite

A baby bird wanted to fly a kite.

The mother bird brought _____ from onions.

Then, she _____.

Next, the mother bird _____.

Finally, _____.

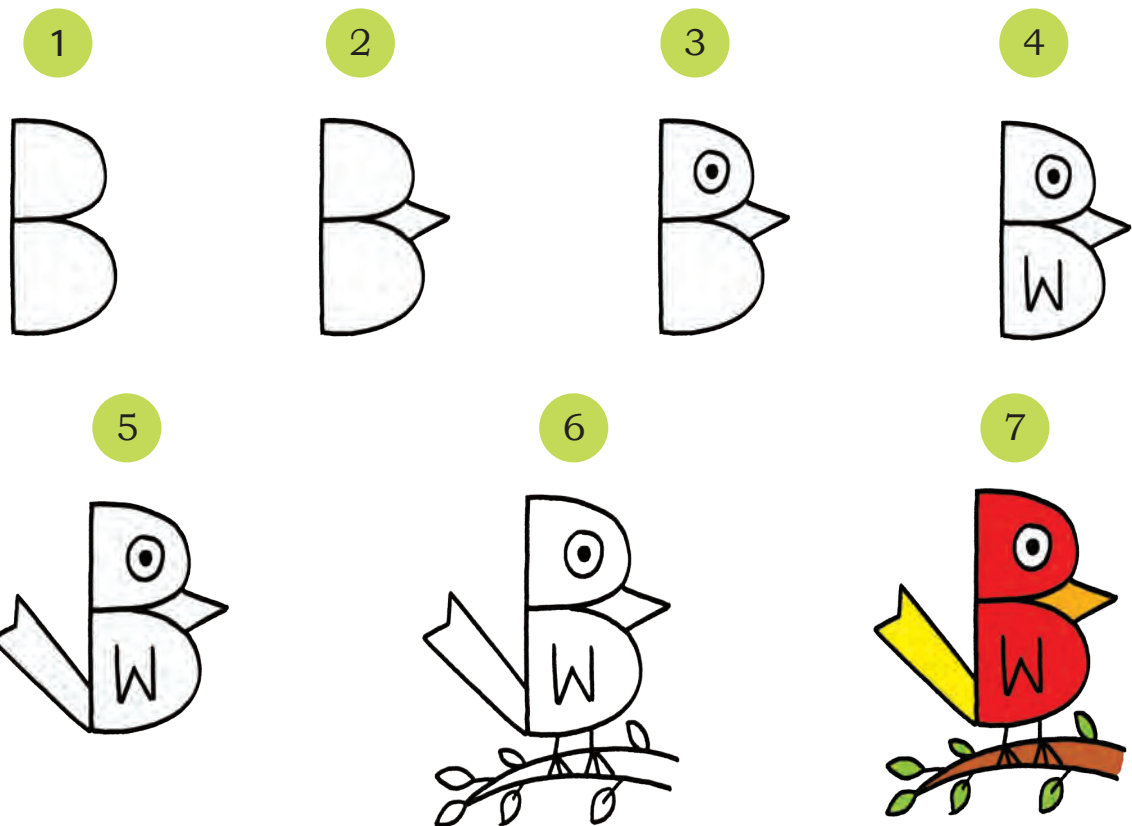


B. Draw a bird using the letter 'B' as shown in the picture.


You may follow the instructions:

1. Write the capital letter 'B'.
2. Draw a sleeping ▼ (>) as shown in the picture.
3. Now draw a circle in the upper loop of B and put a ' . ' in it.
4. Now draw a w in the lower loop of B.
5. Next draw a tail as shown in the picture.
6. Lastly, draw feet and a small branch for the bird to sit on.
7. Now, colour the bird!





C. Now, draw a picture like this one using any other letter of the alphabet.




Let's make jute or cardboard puppets.


Material required

Jute sheets or cardboard sheets, acrylic or watercolours, pencil, woollen thread and glue.

Steps



1. Take a jute sheet or a cardboard sheet.




2. Draw or trace a human face.



3. Cut the outline of the face.



4. Draw outlines of eyes, nose, mouth, etc.



5. Colour the parts of the face.



6. Use woollen thread for attaching hair.



7. Attach a handle with a piece of jute or cardboard on the back.



8. Your puppet is ready.

